



Submitting Fraco Sign Artwork

File types:

We can accept files created in most industry standard software, including Acrobat (v5 & earlier), Quark (v5 & earlier), Illustrator (v10 & earlier) and Photoshop (v7 & earlier). Our preferred method of receiving finished art is as a PDF* file.

Setup:

Ensure all fonts are supplied or outlined and that all raster images are 50ppi** at final output size. If you are supplying artwork in formats other than PDF format, please ensure all images and fonts are included with the document.

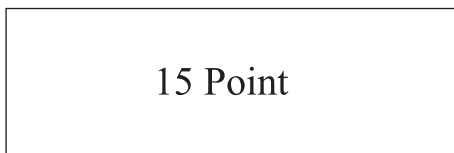
Colour:

All artwork must be supplied in CMYK format. Our printers can only simulate Pantone colours, so we ask that all Pantone colours are converted to CMYK when being supplied to us. If you have a specific colour you are trying to match, provide a physical sample of the colour or the number of the Pantone number you would like to have matched. Please note that whilst most Pantone colours are achievable, not every colour can be simulated accurately.

Sizing:

You can submit artwork at any percentage of the final size (from 1%-100%). However we do request that you make clear what percentage the artwork has been provided at (see example over page).

Font sizes:



Black or Coloured text on white: We recommend that the minimum text size for legibility is 15 point (4mm for capitals and 3mm for lower case text)



White text on black or a colour: We recommend that the minimum text size for legibility is 45 point (11mm for capitals and 8mm for lower case text)

Sending art:

You can supply finished art on CD or DVD in either Mac or PC format. You can also email artwork to admin@vfx.com.au or upload via our FTP server (available upon request).

* Our Vutek is unable to use PDF's created using InDesign version 2.0.2, although all other versions are fine. It is also requested that all PDFs are saved to Version 5 (PDF 1.4)

**If your artwork is set up at a percentage of the final size, please ensure that all images meet 50ppi at final size (eg: Artwork set up at 10% should have images with 500ppi to allow for scaling)

Communicate with Impact

t 1300 130 839 f 1300 134 839

637-639 Parramatta Road Leichhardt NSW 2040 PO Box 370 Summer Hill NSW 2130 vfx.com.au





Submitting Fraco Sign Artwork

Signboard layout example

FOR SALE

PASSIVE SOLAR HOME IS A SHEER DELIGHT

- Award winning design
- 3 bedrooms, 2½ bathrooms
- Lounge/dining + TV room
- Sunny private garden

VFX VISUAL FX REAL ESTATE

AUCTION
Auction On site at 10.00am
Saturday 22 November

Property Address
10A Onyx Road

Size
6x4

Enlargement
400%

The example above demonstrates our preferred layout method. All included on on page are:

- Signboard
- Overlay
- Wings
- Property Address
- Enlargement instructions

Communicate with Impact



t 1300 130 839 f 1300 134 839

637-639 Parramatta Road Leichhardt NSW 2040 PO Box 370 Summer Hill NSW 2130 vfx.com.au


Fraco Sign sizes



Fraco covers 40mm of board


Edge of board

20mm bleed for wrapping



Fraco framed signboard

If your signboard is going to be framed, please remember that the frame will come in 40mm from the edge on all sides. All text, and images that are not being bled out should sit well inside this area so they are not covered by the frame.



Wrapped signboard

If your signboard is being wrapped, please allow 120mm bleed to the signboard artwork to allow for this.

Communicate with Impact

t 1300 130 839 f 1300 134 839

637-639 Parramatta Road Leichhardt NSW 2040 PO Box 370 Summer Hill NSW 2130 vfx.com.au





Fraco Sign sizes

Imperial	Metric (mm)	Visual area (mm) for Fraco frame	Panel sizes
2 x 4	610x1220	520x1130	Single Panel
3 x 4	915x1220	825x1130	Single Panel
4 x 4	1220x1220	1130x1130	Single Panel
3 x 6	915x1830	825x1740	Single Panel
4 x 6	1220x1830	1130x1740	Single Panel
3.5 x 7.5	1100x2250	1010x2160	Single Panel
4 x 8	1220x2440	1130x2350	Single Panel
6 x 8	1830x2440	1740x2350	1220x1830 x2
8 x 10	2440x3000	no frame	1220x3000 x2
8 x 12	2440x3660	no frame	1220x3660 x2
12 x 12	3660x3660	no frame	1220x3660 x3
12 x 16	3660x4880	no frame	1220x3660 x4
12 x 20	3660x6100	no frame	1220x3660 x5

Bleed: We require 20mm bleed (at final size) be included with all finished art

Wing sizes

Up to 6' = 150mm wide by the height of the signboard (no bleed)

Above 7' = 190mm wide by the height of the signboard (minimum of 20mm bleed required)

(other widths available upon request)

Communicate with Impact



t 1300 130 839 f 1300 134 839


637-639 Parramatta Road Leichhardt NSW 2040 PO Box 370 Summer Hill NSW 2130 vfx.com.au

All signboards 6x8 and above are mounted on to multiple boards. When designing artwork for these sizes, it is worth taking the panelling into consideration so that elements such as text or logos do not get cut in half. Please refer to the diagram below for panelling details


6x8 - Two panels 1830 x 1220mm



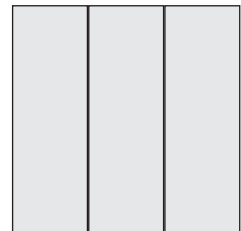
8x10 - Two panels 3000 x 1220mm




8x12 - Two panels 3660 x 1220mm



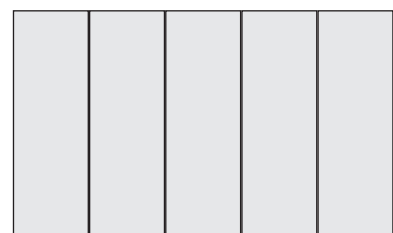
12x12 - Three panels 3660 x 1220mm



12x16 - Four panels 3660 x 1220mm



12x20 - Five panels 3660 x 1220mm



Communicate with Impact

t 1300 130 839 f 1300 134 839

637-639 Parramatta Road Leichhardt NSW 2040 PO Box 370 Summer Hill NSW 2130 vfx.com.au

